

Thermoplastic Hose, Tubing, Fittings and Accessories

A — Hydraulic and Pneumatic Hose

B — TFE Hose

C — Hose Fittings – Permanent and Reusable

D — Thermoplastic Tubing

E — Thermoplastic Fittings

F — Fast-Stor® Hose and Fittings

G — Fleet Products

H — Adapters

I — Tooling Accessories

J — Technical and Design Information

K — Approvals & Guides

L — Alphanumeric Part Number Index and Offer of Sale

A

B

C

D

E

F

G

H

I











J

K

L

Definition of Symbols

Definition of Symbols Used in Tables

Symbol	Definition	Symbol	Definition
#	Part Number		Typical Volume Expansion
	Hose Inner Diameter		Weight
	Hose Outer Diameter	U Hg	Vacuum Rating
	Working Pressure		Thread Size
	Burst Pressure		Hex Size
	Minimum Bend Radius		Diameter

Catalog Enhancements

For shaded areas within the tables, contact Parflex for current price and delivery information.

The Part # column for hydraulic fittings indicates material type. Where applicable, “B” indicates Brass and “C” indicates Stainless Steel. [See the “How To Order” section for more information.](#)