

## Transmission Fittings

### Advantages

Parker Air Transmission Fittings utilize a specially designed slotted sleeve to help eliminate notch stress related to over-torque. The fitting design is ideally suited for use in pressure protected air transmission applications.

### Application

Use with SAE J844 type A nylon tubing in pressure protected air transmission applications.

### Technical Data

- Working pressure from 0 to 150 psi
- Working temperature from -40° F to +220°F

### Assembly Instructions

1. Cut tubing squarely.
2. Insert tubing into fitting until bottomed.
3. Tighten nut 1 1/2 turns from finger tight.

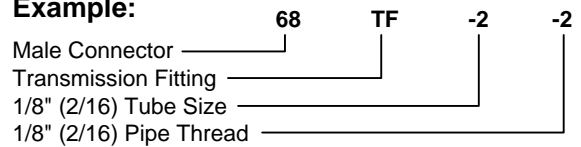
### Order

By part number and name. Nuts and sleeves may be ordered as separate items by their catalog number.

### Nomenclature

Part numbers are constructed from symbols that identify the style and size of the fitting. The first series of numbers and letters identify the style and type of fitting. The second series describe the size.

#### Example:



### Sizes

Tube sizes are determined by the number of sixteenths of an inch in the tube O.D.

### Special Fittings

Fitting configurations and/or sizes other than those shown in the catalog can be furnished. It is suggested that a print or sketch be submitted with the inquiry.

### Pricing

Only items priced in current supplementary price list PL3501 are carried in stock. Price and delivery for non-stock items furnished on request for specified quantities.

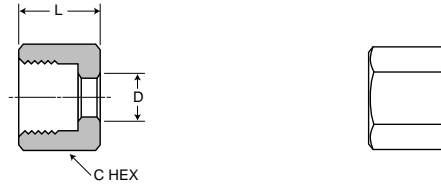
## Sleeve 60TF

PART NO.	TUBE SIZE	A	D	L
60TF-2	1/8	0.235	0.130	0.17
60TF-5/32	5/32	0.251	0.165	0.18



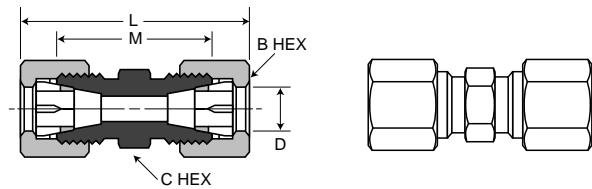
## Nut 61TF

PART NO.	TUBE SIZE	D	L	STRT THD	C HEX
61TF-2	1/8	0.133	0.32	5/16-24	3/8
61TF-5/32	5/32	0.163	0.32	5/16-24	3/8



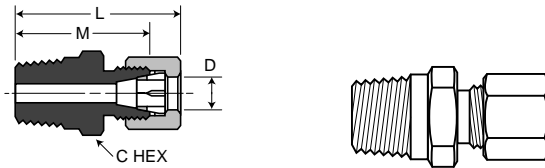
## Union 62TF

PART NO.	TUBE SIZE	D	L	STRT THD	M	C HEX	B HEX
62TF-2	1/8	0.109	1.04	5/16-24	0.68	5/16	3/8
62TF-5/32	5/32	0.068	1.04	5/16-24	0.68	5/16	3/8



## Male Connector 68TF

PART NO.	TUBE SIZE	D	L	STRT THD	M	C HEX
68TF-2-1	1/8	0.109	0.96	5/16-24	0.78	11/32
68TF-2-2	1/8	0.109	0.96	5/16-24	0.78	7/16
68TF-5/32-1	5/32	0.068	0.84	5/16-24	0.66	11/32
68TF-5/32-2	5/32	0.068	0.96	5/16-24	0.78	7/16



## Male Elbow 269TF

PART NO.	TUBE SIZE	D	L	STRT THD	M	N
269TF-2-2	1/8	0.109	0.79	5/16-24	0.61	.66
269TF-5/32-2	5/32	0.068	0.79	5/16-24	0.61	.66

