

Hose Barb Fittings

Advantages

All Parker hose barb fitting pipe threads are made to Dryseal standards. Connectors, unions, nuts and extended elbows and tees are machined from CA 360 and CA 345 brass.

Temperature and Working Pressure Ranges

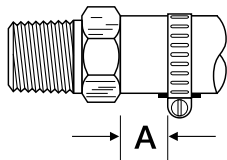
From -40° to +160°F. at 150 PSI maximum.

Note: These fittings are intended for use with 97HC hose clamp, similar type clamp or a crimped ferrule.

Assembly Instructions

1. Cut hose cleanly and squarely to length.
2. Slide clamp on hose.
3. Lubricate hose. Push hose on fitting until hose bottoms against stop ring or hex.
4. Position hose clamp as shown below and secure with a screwdriver or wrench. Maintain "A" dimension noted below for proper clamp positioning.

HOSE SIZE	HOSE CLAMP	A
3/16"	97 HC-3	1/4"
1/4"	97 HC-3	1/4"
5/16"	97 HC-6	1/4"
3/8"	97 HC-6	1/8"
1/2"	97 HC-8	1/8"
5/8"	97 HC-12	1/8"
3/4"	97 HC-12	1/8"



Order

By part number and name.

Nomenclature

Part numbers are constructed from symbols that identify the style and size of the fitting. The first series of numbers and letters identifies the style and type fitting. The second series of numbers describes the size.

Example:

125 HBL -6 -4
 Hose Barb to Male Pipe
 Hose Barb
 3/8" (6/16) Hose I.D.
 1/4" (4/16) NPTF/PTF

Sizes

Pipe sizes are determined by the number of sixteenths of an inch in the pipe size.

Special Fittings

Fitting configurations and/or sizes other than those shown in the catalog can be furnished. It is suggested that a print or sketch be submitted with the inquiry.

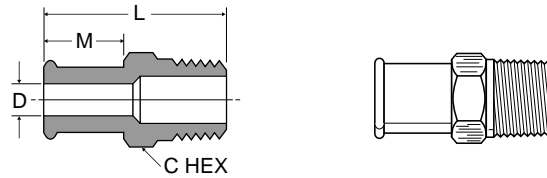
Pricing

Only items priced in current supplementary price list PL3501 are carried in stock. Price and delivery for non-stock items furnished on request for specified quantity.

Hose Barb Fittings

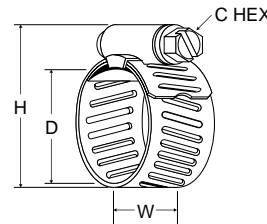
Beaded hose barb to male pipe 68HB

PART NO.	I.D. HOSE SIZE	PIPE THREAD	C HEX	L	M	FLOW DIA. D
68HB-6-6	3/8	3/8	11/16	1.50	.78	.281
68HB-8-4	1/2	1/4	5/8	1.50	.78	.375
68HB-8-6	1/2	3/8	11/16	1.50	.78	.406
68HB-8-8	1/2	1/2	7/8	1.73	.78	.406
68HB-10-6	5/8	3/8	3/4	1.62	.88	.501
68HB-10-8	5/8	1/2	7/8	1.81	.88	.501
68HB-12-8	3/4	1/2	7/8	1.87	.88	.625
68HB-16-12	1	3/4	1-1/8	2.12	1.00	.812
68HB-16-16	1	1	1.38	2.31	1.00	.812



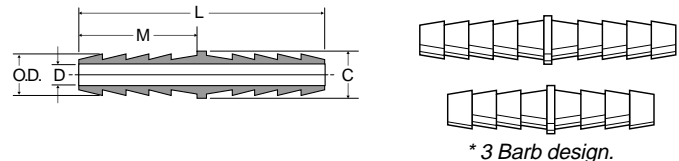
Stainless steel worm drive clamp 97HC

PART NO.	MAX.	D MIN.	C HEX	H MAX.	W
97HC-3	.62	.25	.25	1.00	.31
97HC-6	.87	.38	.31	1.40	.50
97HC-8	1.00	.44	.31	1.53	.50
97HC-12	1.25	.50	.31	1.80	.50



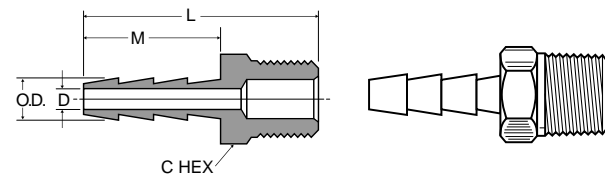
Hose mender 122HBL

PART NO.	I.D. HOSE SIZE	C DIA.	L	M	O.D.	FLOW DIA. D
122HB-3*	3/16	5/16	1.44	.69	.227	.125
122HBL-4	1/4	3/8	2.00	.97	.290	.187
122HBL-5	5/16	7/16	2.00	.97	.353	.250
122HBL-6	3/8	1/2	2.00	.97	.415	.281
122HBL-8	1/2	5/8	2.00	.97	.530	.375



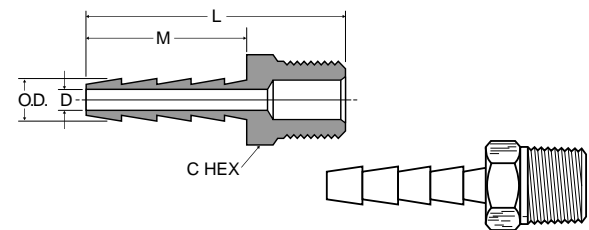
Hose barb to male pipe 125HB

PART NO.	I.D. HOSE SIZE	PIPE THREAD	C HEX	L	M	O.D.	FLOW DIA. D
125HB-2-2	1/8	1/8	7/16	1.03	.50	.185	.093
125HB-3-2	3/16	1/8	7/16	1.25	.69	.227	.125
125HB-3-4	3/16	1/4	9/16	1.36	.69	.227	.125



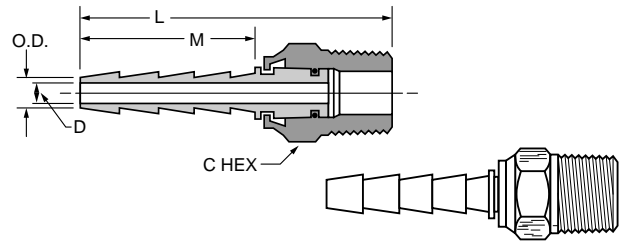
Hose barb to male pipe 125HBL

PART NO.	I.D. HOSE SIZE	PIPE THREAD	C HEX	L	M	O.D.	FLOW DIA. D
125HBL-4-2	1/4	1/8	7/16	1.54	.97	.290	.187
125HBL-4-4	1/4	1/4	9/16	1.64	.97	.290	.187
125HBL-4-6	1/4	3/8	11/16	1.71	.97	.290	.187
125HBL-5-2	5/16	1/8	7/16	1.54	.97	.353	.250
125HBL-5-4	5/16	1/4	9/16	1.64	.97	.353	.250
125HBL-5-6	5/16	3/8	11/16	1.71	.97	.353	.250
125HBL-6-2	3/8	1/8	7/16	1.54	.97	.415	.281
125HBL-6-4	3/8	1/4	9/16	1.64	.97	.415	.281
125HBL-6-6	3/8	3/8	11/16	1.71	.97	.415	.281
125HBL-6-8	3/8	1/2	7/8	1.86	.97	.415	.281
125HBL-8-4	1/2	1/4	9/16	1.64	.97	.530	.375
125HBL-8-6	1/2	3/8	11/16	1.71	.97	.530	.375
125HBL-8-8	1/2	1/2	7/8	1.86	.97	.530	.375
125HBL-8-12	1/2	3/4	1-1/16	1.88	.97	.530	.375
125HBL-10-6	5/8	3/8	11/16	1.71	.97	.645	.468
125HBL-10-8	5/8	1/2	7/8	1.86	.97	.645	.468
125HBL-10-12	5/8	3/4	1-1/16	1.92	.97	.645	.468
125HBL-12-8	3/4	1/2	7/8	1.86	.97	.790	.562
125HBL-12-12	3/4	3/4	1-1/16	1.88	.97	.790	.562
125HBL-16-12	1	3/4	1-1/16	2.08	1.17	1.02	.750
125HBL-16-16	1	1	1-3/8	2.23	1.17	1.02	.875



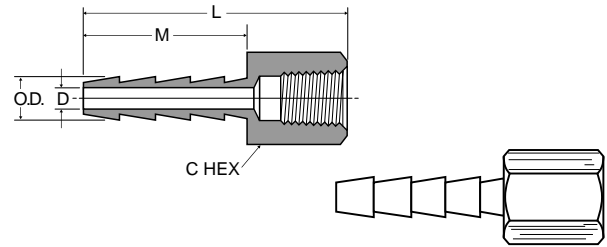
Male Swivel Hose Barb 125HBLSV

PART NO.	I.D. HOSE SIZE	PIPE THREAD	C HEX	L	M	O.D.	FLOW DIA. D
125HBLSV-4-4	1/4	1/4	11/16	2.14	.97	.290	.187
125HBLSV-6-4	3/8	1/4	11/16	2.14	.97	.415	.250
125HBLSV-6-6	3/8	3/8	11/16	2.14	.97	.415	.250
125HBLSV-8-8	1/2	1/2	7/8	2.49	.97	.530	.375



Hose barb to female pipe 126HBL

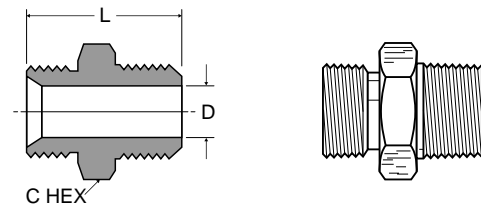
PART NO.	I.D. HOSE SIZE	PIPE THREAD	C HEX	L	M	O.D.	FLOW DIA. D
126HBL-4-2	1/4	1/8	1/2	1.47	.97	.290	.187
126HBL-4-4	1/4	1/4	11/16	1.58	.97	.290	.187
126HBL-5-4	5/16	1/4	11/16	1.58	.97	.353	.250
126HBL-6-2	3/8	1/8	1/2	1.47	.97	.415	.281
126HBL-6-4	3/8	1/4	11/16	1.58	.97	.415	.281
126HBL-6-6	3/8	3/8	13/16	1.63	.97	.415	.281
126HBL-8-6	1/2	3/8	13/16	1.59	.97	.530	.375
126HBL-8-8	1/2	1/2	1	1.73	.97	.530	.375



Ball-end joint adapter to male pipe 127HB

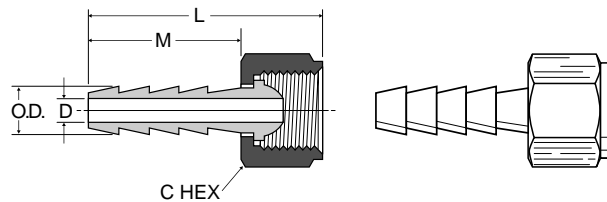
For use with 128HBLSV

PART NO.	MALE N.P.S.M. THREAD	MALE N.P.T. THREAD	C HEX	L	FLOW DIA. D
127HB-4-2	1/4	1/8	9/16	.91	.219
127HB-4-4	1/4	1/4	9/16	1.02	.281
127HB-6-4	3/8	1/4	11/16	1.02	.312
127HB-6-6	3/8	3/8	11/16	1.09	.406
127HB-8-6	1/2	3/8	7/8	1.19	.406
127HB-8-8	1/2	1/2	7/8	1.39	.531



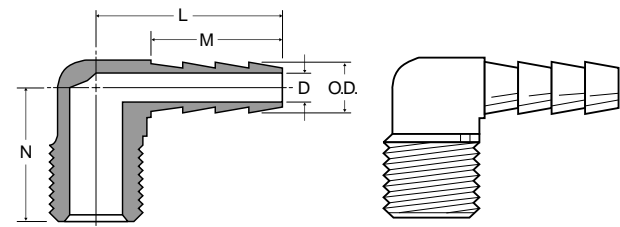
Hose barb to swivel female ball end 128HBLSV

PART NO.	I.D. HOSE SIZE	FEMALE N.P.S.M. THREAD	C HEX	L	M	O.D.	FLOW DIA. D
128HBLSV-4-4	1/4	1/4	5/8	1.50	.97	.290	.187
128HBLSV-5-4	5/16	1/4	5/8	1.50	.97	.353	.250
128HBLSV-6-4	3/8	1/4	5/8	1.63	.97	.415	.250
128HBLSV-6-6	3/8	3/8	3/4	1.50	.97	.415	.281
128HBLSV-8-8	1/2	1/2	29/32	1.53	.97	.530	.375



Hose barb 90° elbow to male pipe 129HB

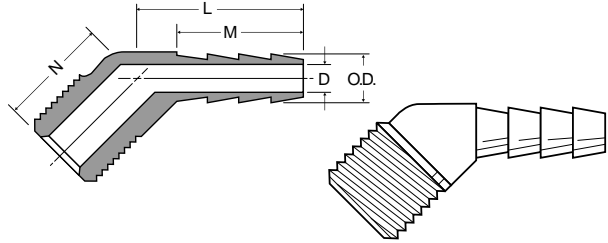
PART NO.	I.D. HOSE SIZE	PIPE THREAD	L	M	N	O.D.	FLOW DIA. D
129HB-4-2	1/4	1/8	1.04	.76	.66	.290	.187
129HB-4-4	1/4	1/4	1.06	.76	.75	.290	.187
129HB-5-2	5/16	1/8	1.06	.76	.66	.353	.234
129HB-5-4	5/16	1/4	1.12	.76	.84	.353	.234
129HB-5-6	5/16	3/8	1.19	.76	.84	.353	.234
129HB-6-2	3/8	1/8	1.32	.97	.80	.415	.281
129HB-6-4	3/8	1/4	1.32	.97	.89	.415	.281
129HB-6-6	3/8	3/8	1.50	.97	1.06	.415	.281
129HB-8-4	1/2	1/4	1.53	.97	1.06	.530	.375
129HB-8-6	1/2	3/8	1.53	.97	1.06	.530	.375
129HB-12-12	3/4	3/4	1.33	.79	1.27	.790	.562



Hose Barb Fittings

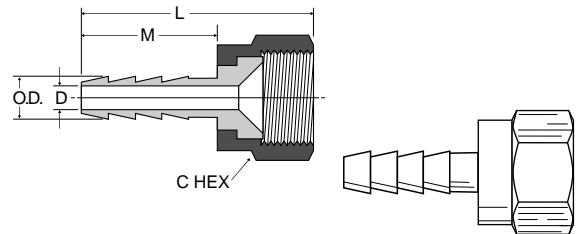
Hose barb 45° elbow to male pipe 139HB

PART NO.	I.D. HOSE SIZE	PIPE THREAD	L	M	N	O.D.	FLOW DIA. D
139HB-4-2	1/4	1/8	.95	.76	.73	.290	.187
139HB-4-4	1/4	1/4	1.00	.76	.62	.290	.187
139HB-6-4	3/8	1/4	1.00	.76	.68	.415	.281



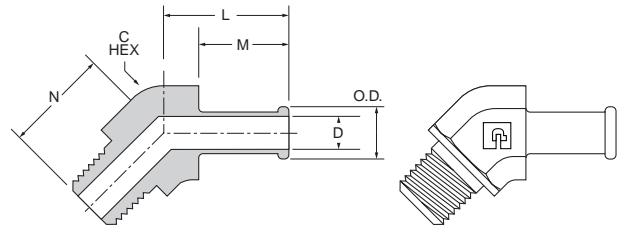
Hose barb to swivel 45° female flare 146HBLFSV

PART NO.	I.D. HOSE SIZE	STRAIGHT THREAD	C HEX	L	M	O.D.	FLOW DIA. D
146HBLFSV-4-4	1/4	7/16-20	9/16	1.55	.97	.290	.187
146HBLFSV-4-6	1/4	5/8-18	3/4	1.72	.97	.290	.187
146HBLFSV-6-6	3/8	5/8-18	3/4	1.72	.97	.415	.281



Beaded hose barb 45° elbow tube to male pipe 179HB

PART NO.	I.D. HOSE SIZE	NPTF THREAD	C HEX	L	M	N	O.D.	FLOW DIA. D
179HB-6-4	3/8	1/4-18	.75	1.09	.78	.93	.45	.28
179HB-6-6	3/8	3/8-18	.75	1.09	.78	.93	.45	.28



Beaded hose barb 90° elbow tube to male pipe 269HB

PART NO.	I.D. HOSE SIZE	PIPE THREAD	L	M	N	FLOW DIA. D
269HB-6-6	3/8	3/8	1.19	.78	.88	.281
269HB-8-6	1/2	3/8	1.19	.78	1.03	.406
269HB-8-8	1/2	1/2	1.26	.78	1.25	.406
269HB-10-4	5/8	1/4	1.13	.78	.99	.501
269HB-10-6	5/8	3/8	1.16	.78	.99	.501
269HB-10-8	5/8	1/2	1.28	.78	1.25	.501
269HB-12-8	3/4	1/2	1.28	.78	1.25	.625
269HB-12-12	3/4	3/4	1.33	.78	1.27	.625

